


# EasyWeld Station



**EasyRobotics®**  
- we move your parts

# EasyWeld Station

Experience the next evolution in welding technology with the all-new EasyWeld Station tailor - made for excellence and durability.

## Versatile Robot mounting

The robot can also be mounted on a 45° angle bracket, enhancing reach de-pending on robot model used, maximizing the flexible and efficiency of your welding operation.

- EasyTable comes with perforated plates available in 16 mm holes, making it a versatile addition to any workshop.
- Overall Tabletop Size: 1500 mm (L) x 1000 mm (W) x 12-28 mm (H).



This state-of-the-art welding station features a robust welding table crafted by Siegmund, renowned for being the best in its class.

## Functional design

Thoughtfully designed storage area beneath the table keep your controller and welding machine, neatly organized, with ample airflow and preventing from welding debris and sparks, additional functional included dual hole on the ceiling for proper ventilation with in the cell

## Advantages

- Enhanced Safety
- Improved Quality Control
- Increased Efficiency
- Better Process Control
- Reduced Material Contamination
- Energy Efficiency
- Enhanced Ergonomics
- Reduced Noise and Pollution
- Flexibility and Scalability

## Superior plate

At the heart of Easyweld station is the superior welding plate, designed with through-hardened steel with a Plasma Nitride treatment. This double-hardened surface provides exceptional durability and longevity, making it ideal for heavy-duty welding tasks.

## Key Features

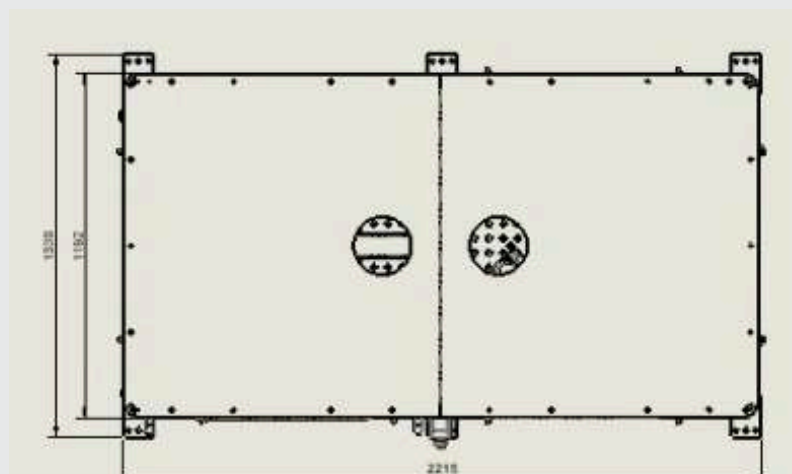
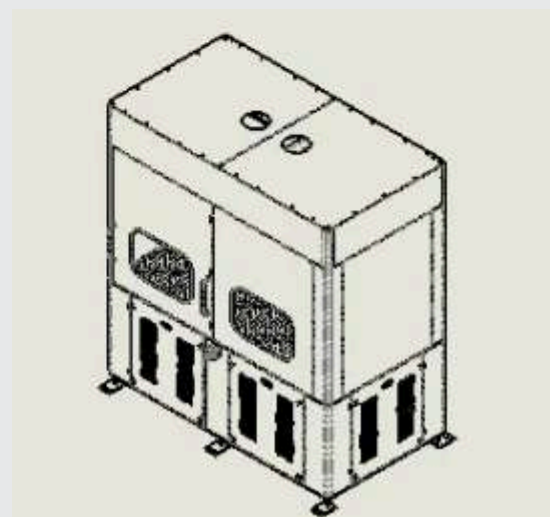
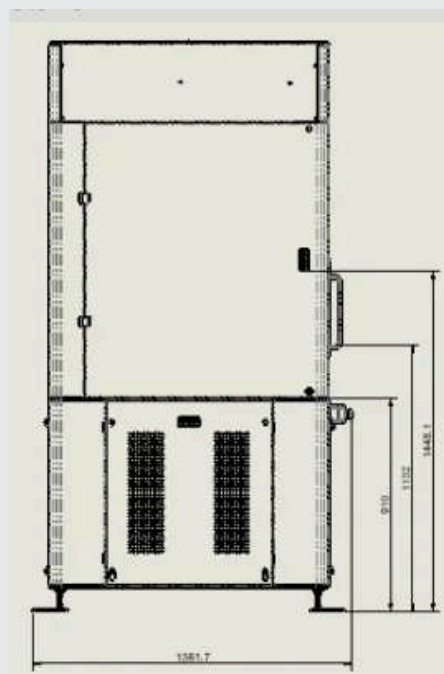
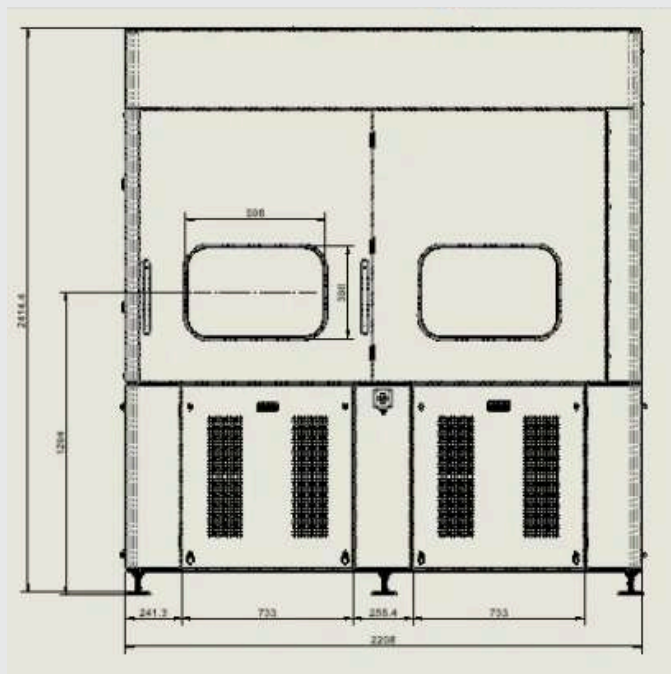
- Dimensions: 1500 mm (L) x 1000 mm (W) x 12-28mm (H)
- Along side panel provide the ample space for the robot operation
- without encroaching on the welding surface
- The door facilitates easy access to material and with the simple close and start
- Robotic cell complete the Job, encapsulated in a solution that shield against from
- the welding
- Application: Welding/assembly

## Dimension EasyWeld station

- Dimensions: 2210 mm (L) x 1200 mm (W) x 2420 mm (H)
- Overall Tabletop Size: 1500 mm (L) x 1000 mm (W) x 12-28 mm (H)
- Weight: 800 kg (excluding perforated plate)
- Maximum Load Capacity: 300 kg to 500 kg
- Application: Welding

## Ergonomic benefits

The EasyWeld station is engineered for convenience, it is straight forward to install, maintain and integrate with your chosen robotic brand, strategic win-dow provided an analog overview of the process while door offer wide access easy part installation, the step is hassle-free, allowing for the quick reposition-ing and optimal work flow efficiency.



## Product order overview

EWR-006	EasyWeld Station	H: 2420 mm, W: 1200 mm, L: 2210 mm, Wt 800 kg, Base bracket, Grouting Plate, Reinforced table, Perforated Plate 1500x1000x12mm Plasma nitride
---------	------------------	---

Distributor

Manufacturer and supplier of robotic cells for all types of automation.

**EasyRobotics®**  
- we move your parts



EasyRobotics ApS  
Tinggårdvej 1, 6400  
Sønderborg, Denmark  
Phone: +45 53 77 02 67  
info@easyrobotics.dk  
www.easyrobotics.biz

